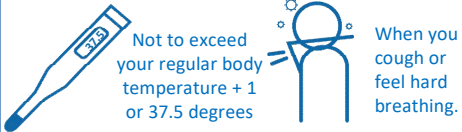


New manners for climbing Mt. Fuji in the age of COVID-19

The following 1-7 are safety measures we urge before climbing (advance planning) and 8-15 are for while climbing (on-site behavior).

1 Do not climb if you have a fever or symptoms of illness.



Not to exceed your regular body temperature + 1 or 37.5 degrees

When you cough or feel hard breathing.


- ※ Rescue operations require extra caution and may add to the risk of infection. You must be fit.
- ※ See the calendar marked with congestion warnings!

2 Climb with fewer people that you live with.



- ※ Divide a large group of people into smaller subgroups.

3 Avoid crowded days and times of day.



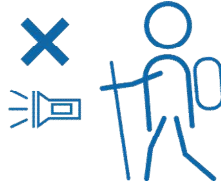
- ※ See the calendar marked with congestion warnings!
- ※ Enjoy the sunrise from a location other than the crowded summit!

4 Book a mountain lodge in advance.



- ※ Reservations are a must if you choose to see the sunrise at the summit!
- ※ Camping with tents is not allowed on Mt. Fuji.

5 Avoid night climbing without staying overnight to see the sunrise



- ※ Avoid crowds at the summit!

6 Check the latest information and make a safe and agreeable climbing plan.



*Please refer to the official website for climbing Mt. Fuji.

- ※ Climbing with all the extra precautions requires more time.

7 Bring infection-control goods.



Face covering (hand towel / mask)

Airtight storage bag
※As a trash or hygiene bag

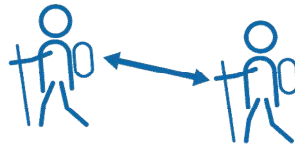
※2 or more pieces per day

Head lamp

Lets other climbers know where you are to adjust social distancing at night.

Personal hand sanitizer

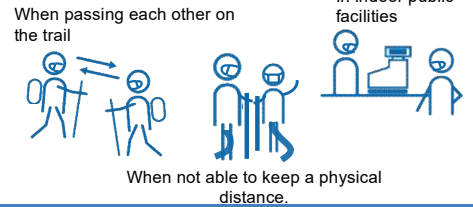
8 Keep social distance (2 m) from other groups.



- ※ Do not however step out from the designated trail area (which can cause rock falls).

9 Wear a face covering* if necessary.

Cover your nose and mouth with a hand towel or mask.




When passing each other on the trail

In indoor public facilities

When not able to keep a physical distance.

10 Take turns to ascend and descend* when the trail is crowded



- ※ Follow the instructions of on-site security personnel.

11 Maintain your own steady walking pace to avoid excessive heavy breathing.



※ Be careful not to breathe too hard, as that will spread more saliva droplets.

※ Do not rush to overtake.

12 Avoid sharing goods with other groups and touching ropes or other objects provided near the trail.




- ※ Do not touch spikes and ropes beside trails as these are provided to show the way and not for physical support.

13 Wash your hands after using toilets or visiting shops.

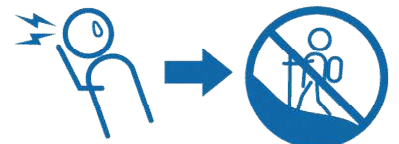


14 Take back your trash and vomit in airtight bags.



- ※ To prevent the spread of infection!

15 If you feel sick, immediately stop climbing, and descend the mountain.



※ If you are in close contact with persons who feel sick, you should also descend the mountain regardless of whether you have symptoms or not.

※ Stop ascending when bad weather is expected.

詳しい情報はこちら

富士登山 コロナ対策

検索



Shizuoka ·
Yamanashi